



Feronickel Smelter, Kolaka, South East Sulawesi

PT PP Presisi Tbk

Company Update

6M20

August 10



Company Overview



Business Overview



Financial Overview



Recent Development





Manado-Bitung Toll Road, North Sulawesi



Company Overview

PPRE's Position Among Group



*0.01% belongs to YKKPP

A Leading Integrated Construction Company



Unique Business Model



Green Contractor

Business Excellent

International Standard

Large scale & Reliable
Fleet
2,650 units*

*as of Dec 31, 2019



Board of Directors



Benny Pidakso, SE, MM

- Appointed as Finance Director since March 2013
- Joined with PTPP since 2005

Ir. Gatut Kristuharto

- Appointed as Independent Director since April 2019
- Joined with PTPP since 1985

Ir. Rully Noviandar

- Appointed as President Director since June 2020
- Joined with PTPP since 1994

Ir. Mhd. Wira Zukhrial K

- Appointed as Operational Director since April 2019
- Joined with PTPP since 1994

**from the left to the right*

Board of Commissioners



Agus Purbianto, SE,Ak. MM

- Appointed as President Commissioner since April 2019
- Finance Director of PTPP since 2016

Rukmini Triastuti, S.Sos

- Appointed as Commissioner since April 2019


Graha Yudha Andarano P. Pratama, MBA

- Appointed as Independent Commissioner since June 2020

Ir. Ketut Darmawan

- Appointed as Independent Commissioner since August 2017

**from the left to the right*



Landmark Tower of Telkom University, Bandung, West Java

Business Overview

Soil Improvement as Our New Capabilities



Cement Deep Mixing (CDM) first in Indonesia for Patimban Port Project



***Prefabricated Vertical Drains (PVD)
The 3rd runway Soetta International Airport***

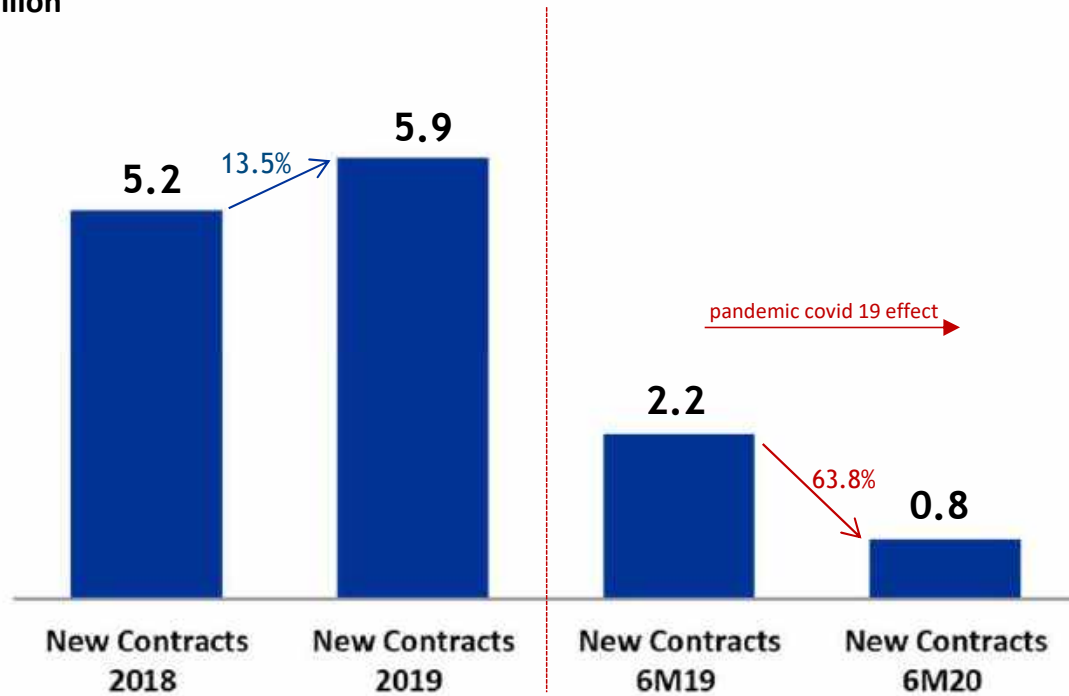


Soil Cement Stabilization (SCS)

New Contracts 6M20

New Contracts 6M20

Rp trillion



New Contracts 7M20

Rp trillion



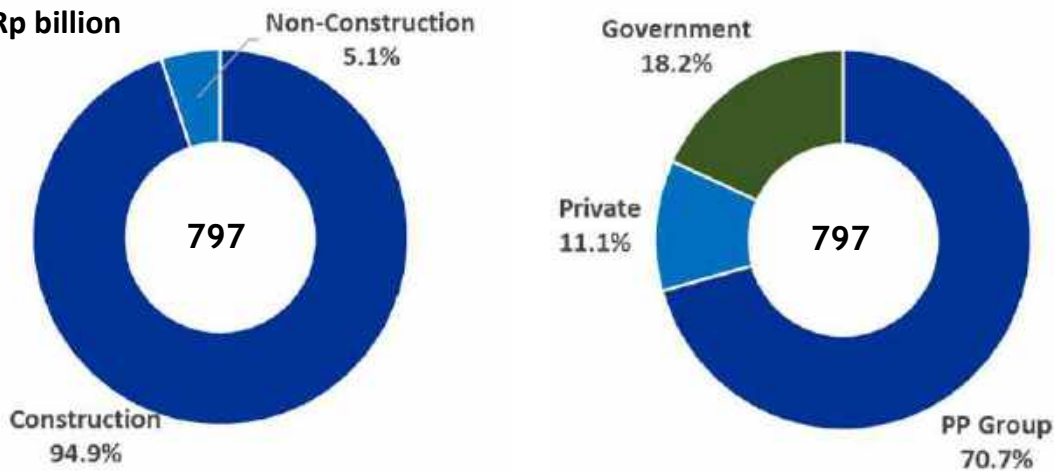
Total New Contracts 7M20 : Rp1.3 trillion



In July, new contracts awarded : Mandalika Circuit Road, Indrapura-Kisaran Toll Road-Addendum & Coal Hauling Road Infrastructure at Tabang, Kutai Kertanegara, East Kalimantan

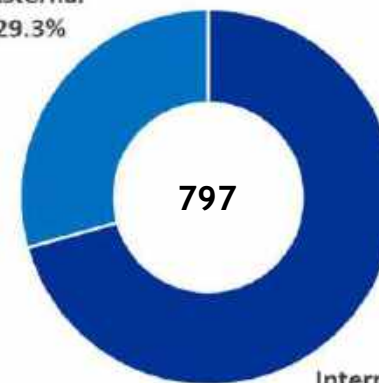
New Contracts Breakdown 6M20

Rp billion



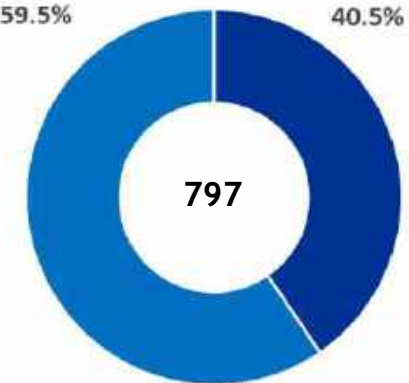
New Contracts Breakdown 6M20

Eksternal
29.3%



Internal
70.7%

LMA
59.5%



Presisi
40.5%



Alton Apartment, Semarang, Central Java

3

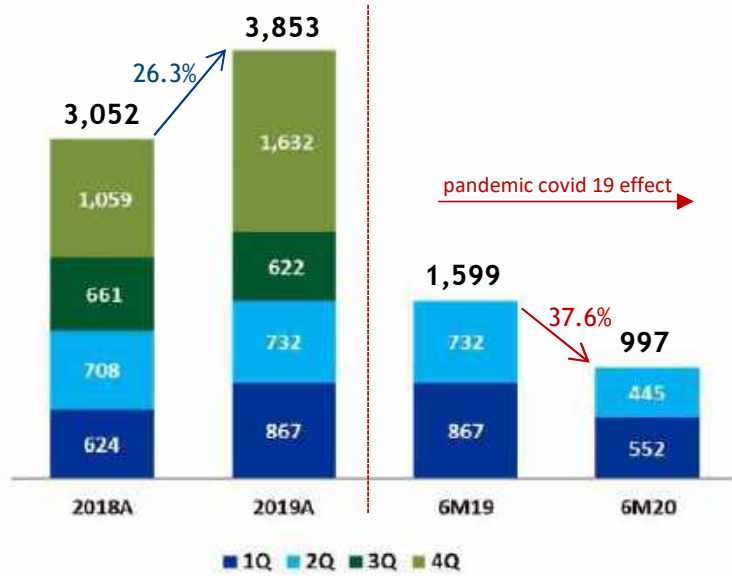
Financial Overview

6M20 Unaudited Financial Statements

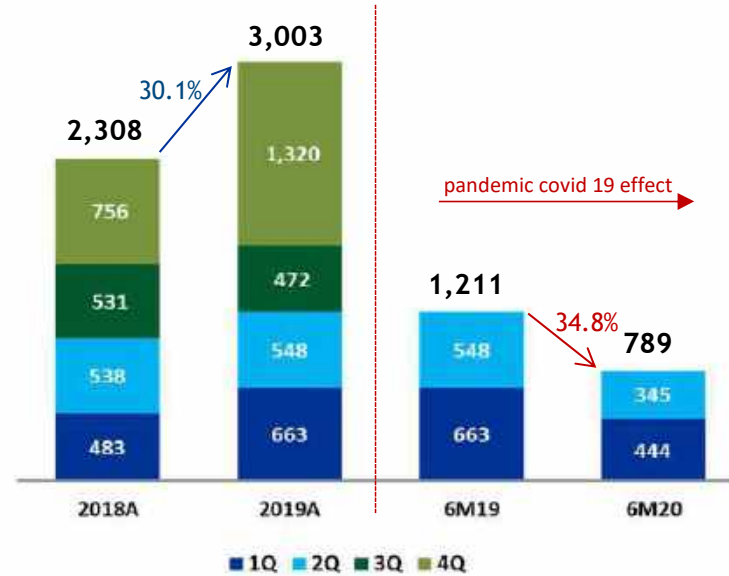
Rp billion



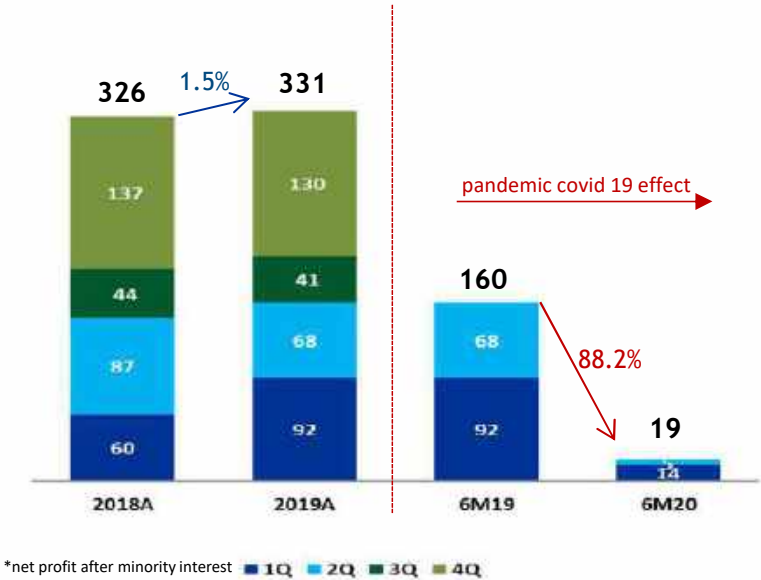
Revenue



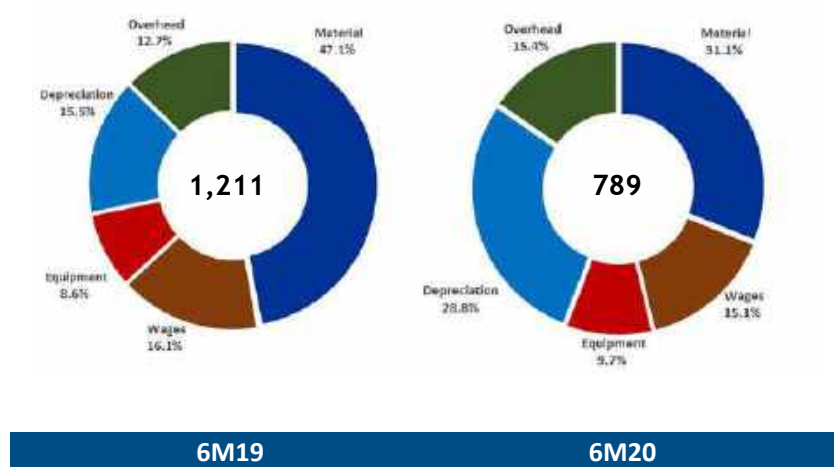
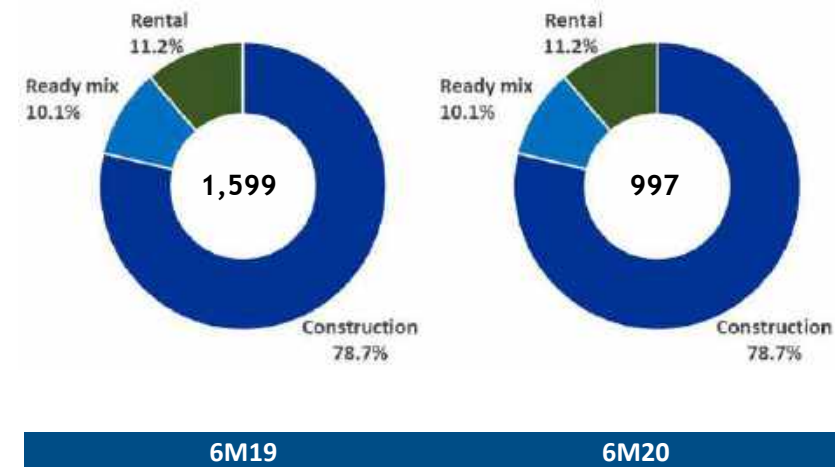
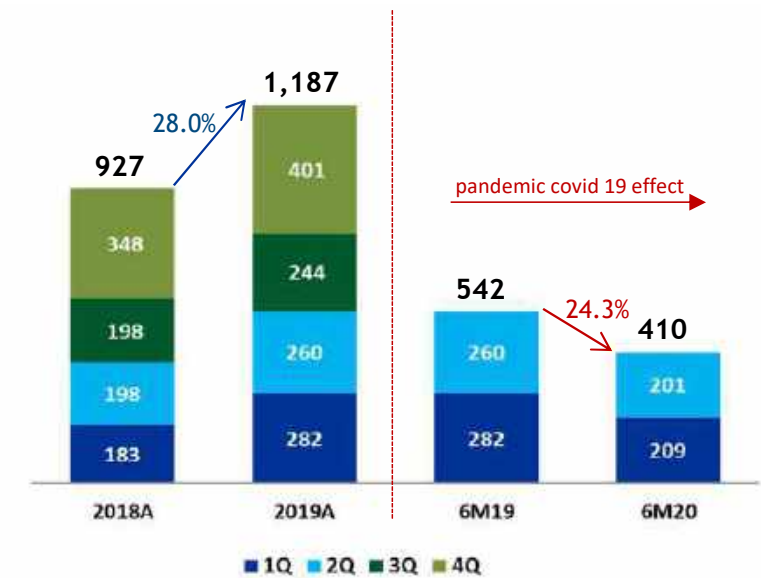
Cost of Revenue



Net Profit*

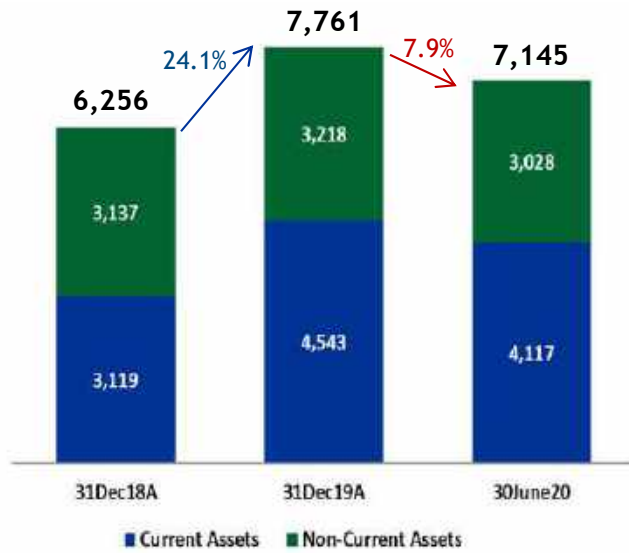


EBITDA

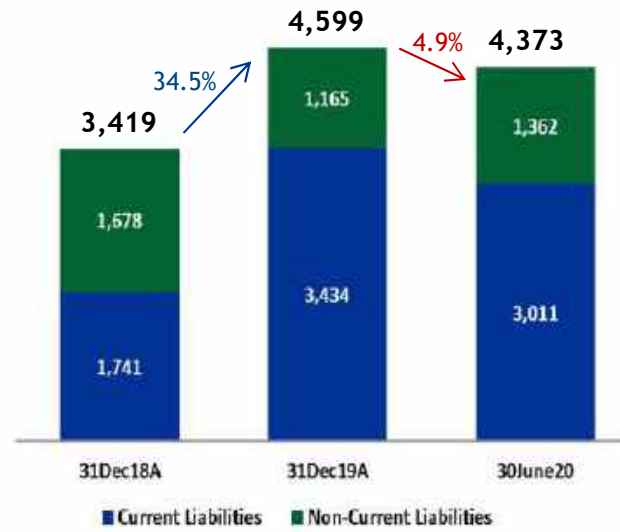


6M20 Unaudited Financial Statements

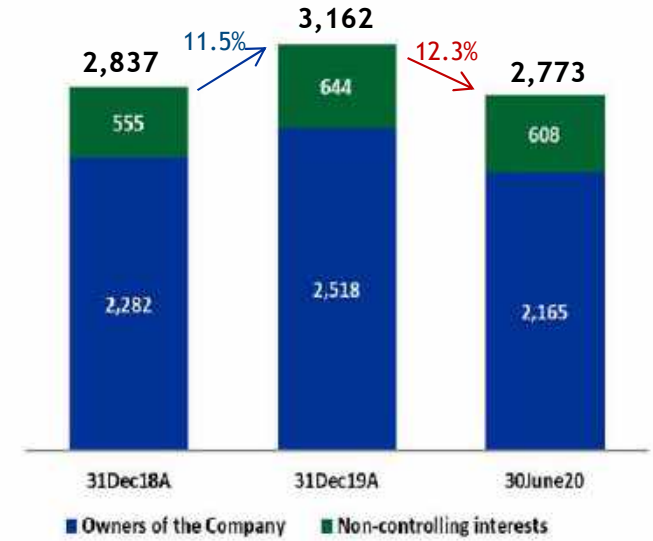
Total Assets



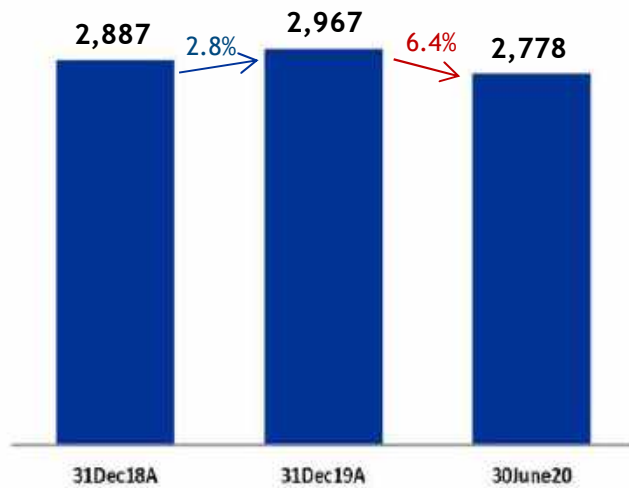
Total Liabilities



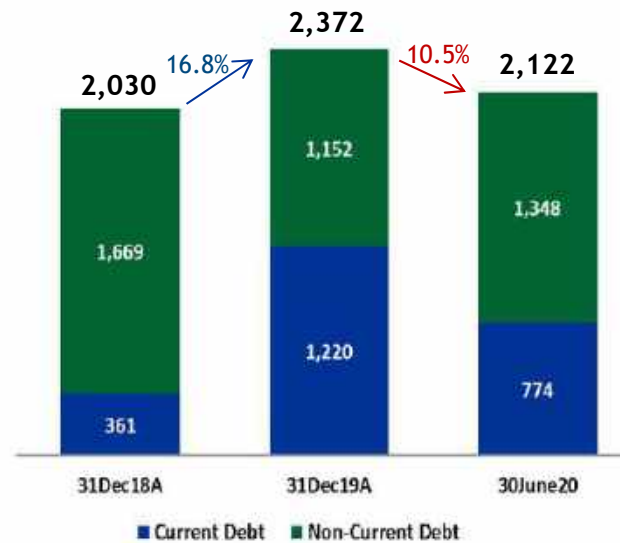
Total Equity



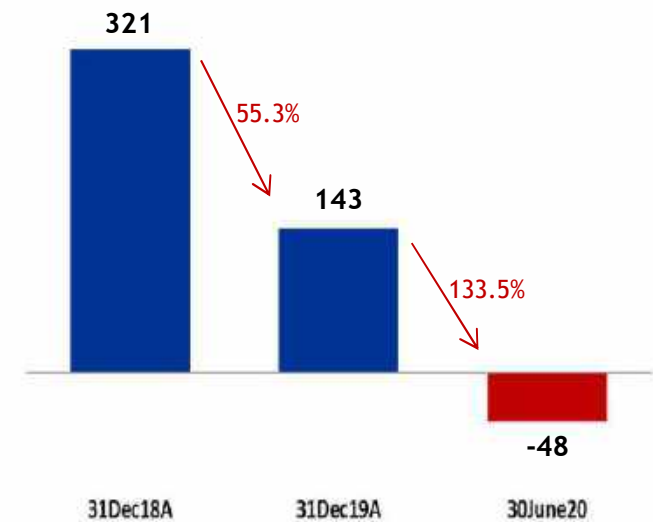
Net Fixed Assets



Debt



Operating Cash Flow





Recent Development



PLTMG Bangkanai, North Barito, Central Kalimantan

New Contracts Awarded



New Contracts Awarded
in 1Q20

mostly :



Way Apu Dam, Maluku



South Trans Java Road,
Lot 6 & 7, East Java

New Contracts Awarded
in 2Q20
mostly :



Semarang-Demak Toll Road



Simpang Indralaya-Muara Enim
Toll Road

New Contracts Awarded
in July 2020
mostly :



Mandalika Circuit Road



Indrapura-Kisaran Toll Road-Addendum



Coal Hauling Road Infrastructure

6M20 Financial Highlights



Description	6M20* (Rp billion)	6M19* (Rp billion)	Inc./((Dec.) (%)
Revenue	997.1	1,598.7	-37.6%
Cost of Revenue	(789.3)	(1,211.0)	-34.8%
Gross Profit	207.8	387.7	-46.4%
Operating Expenses	(27.6)	(36.5)	-24.4%
Operating Profit	180.2	351.2	-48.7%
Interest Expenses	(97.5)	(101.6)	-4.0%
Others Income/(Expenses)	(18.4)	(9.5)	93.7%
Final Tax Expense	(24.1)	(37.7)	-36.1%
Profit before tax	40.2	202.4	-80.1%
Corporate Income Tax	-4.8	(2.3)	109.6%
Net Profit	35.4	200.1	-82.3%
Net Profit attributable to			
-Owner of the Company	18.8	160.0	-88.2%
-Non controlling interest	16.6	40.1	-58.6%
EBITDA	410.5	542.2	-24.3%
Gross Margin (%)	20.8%	24.3%	
Operating Margin (%)	18.1%	22.0%	
Net Margin (%)	1.9%	10.0%	
EBITDA Margin (%)	41.2%	33.9%	
ROA-TTM (%)	3.6%	5.5%	
ROE-TTM (%)	11.0%	15.4%	
EBITDA/Interest Coverage-TTM (X)	5.1	5.9	
Net Debt/EBITDA-TTM (X)	1.5	1.4	

*unaudited

Description	30 June 2020* (Rp billion)	31 Dec 2019 (Rp billion)	Inc./((Dec.) (%)
Cash & Cash Equivalents	269.4	549.1	-50.9%
Current Assets	4,116.8	4,542.7	-9.4%
Net Fixed Assets	2,778.1	2,967.4	-6.4%
Other Non Current Assets	250.6	250.8	-0.1%
Total Assets	7,145.5	7,760.9	-7.9%
Current Liabilities	3,011.1	3,433.9	-12.3%
Debt**	2,121.7	2,371.9	-10.5%
Total Liabilities	4,372.6	4,598.8	-4.9%
Total Equity attributable to :			
-Owner of the Company	2,164.7	2,518.2	-14.0%
-Non controlling interest	608.2	643.9	-5.5%
Current Ratio (X)	1.4	1.3	
Debt to Equity (X)	1.0	0.9	
Net Debt to Equity (X)	0.9	0.7	

*unaudited

**interest bearing

Thank You



Contact us



+6221 8403931,
82483255, 82483240



corsec@pp-presisi.co.id
investor.relations@pp-presisi.co.id



www.pp-presisi.co.id



Plaza PP : Wisma Robinson, 3rd floor
Jl. TB Simatupang No. 57 Pasar Rebo
Jakarta 13760