



COMPANY UPDATE Q4

PT PP Presisi Tbk

Jakarta, Q4 - 2024



Disclaimer

- This presentation contains statements that can be considered as forward looking statements so that the Company's actual results, implementation or achievements may differ from the results obtained through future views which, among other things, are the result of changes in the economy and politics both national and regional, changes in prices and market demand and supply, changes in company competition, changes in laws or regulations and accounting principles, policies and guidelines as well as changes in assumptions used in making future views .
- Due to the existence of an NDA between PT PP Presisi Tbk and the Project Owner, we are requested not to take any form of documentation from the presentation that will be shown.

OUTLINES



Company Overview



Performance Highlights

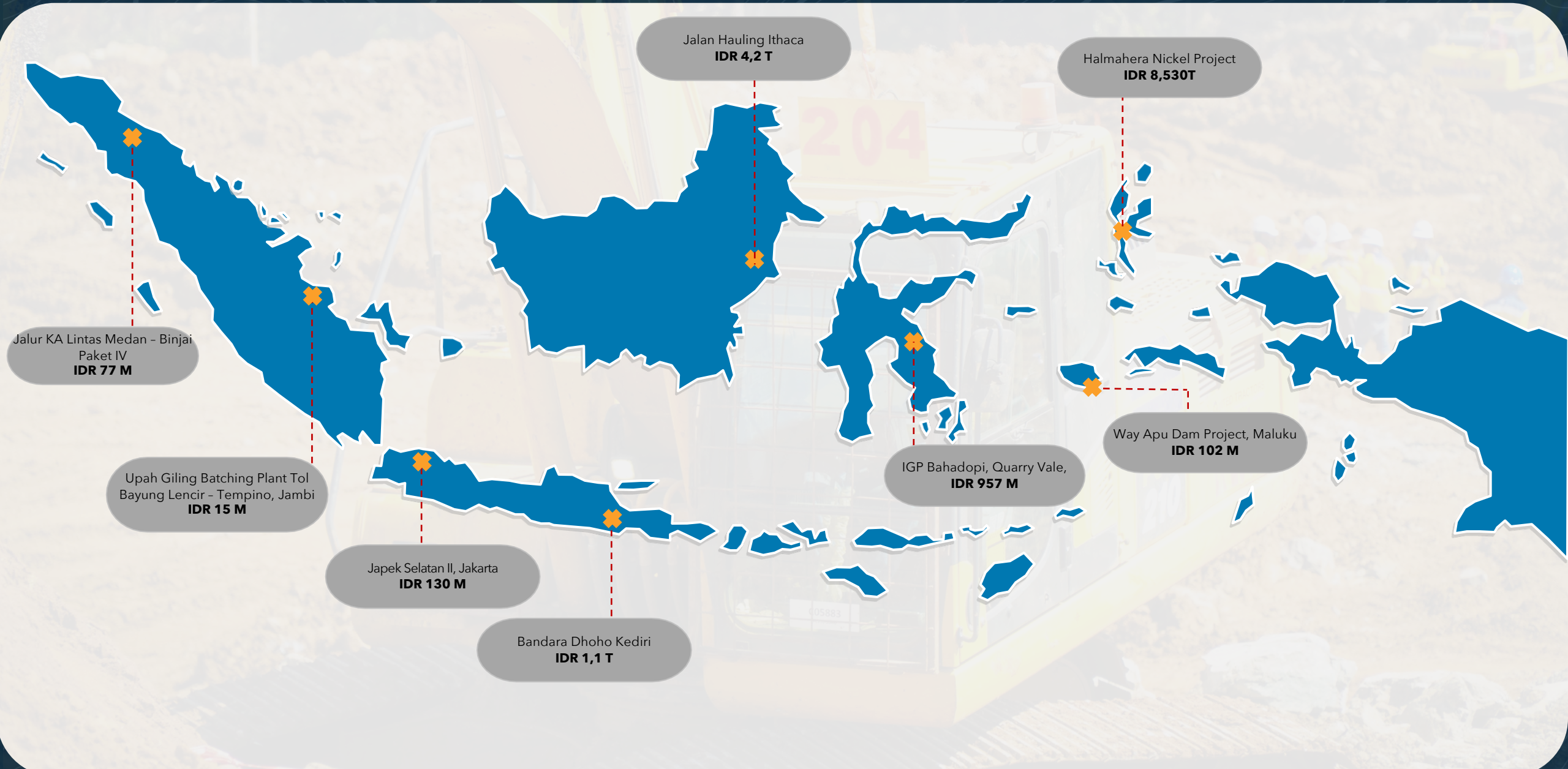


Company Strategy



ONGOING PROJECT

PROJECT LOCATION DISTRIBUTION As Dec 2024

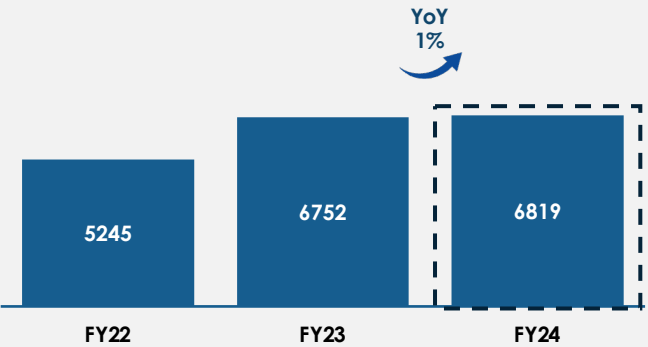


PERFORMANCE HIGHLIGHTS

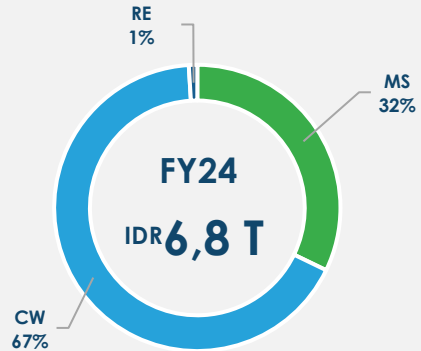
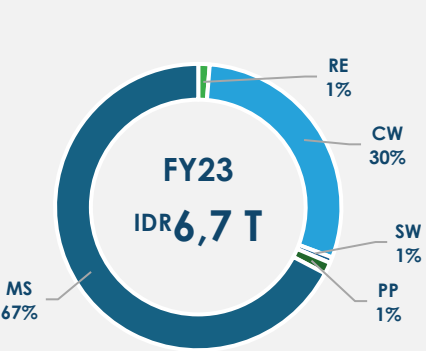
Market Segmentation Based on Business Line

MARKET

In bio

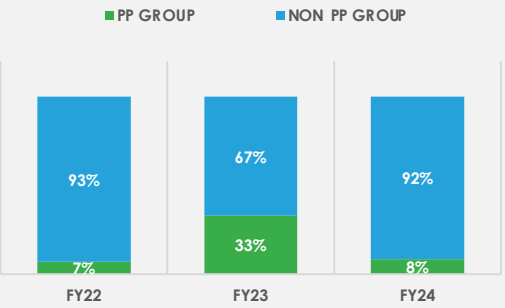


MARKET BASED ON BUSINESS LINES



*MS: Mining Services, CW: Civil Work, PP: Production Plant, SW: Structure Work, RE: Rental Heavy Equipment

MARKET BASED ON FEEDING



*F: Forward Looking / Projected

MAJOR NEW CONTRACT IN 2024 – March 2025



Mining Development and Operation
IDR 28474 M




Mining & Quarry Development Vale
IDR 957,8 M



Hauling Road Maintenance
IDR 428,9 M



Hauling Road Halmahera
IDR 98 M



Jalan Akses Kediri
IDR 1,1 T



Pembangunan Tol Japek 2 Selatan
IDR 130 M



Tambahan Pek. Mining Development Operation
IDR 41 M



Bendungan Bener Paket 1B
IDR 57 M



Jalan Hauling Coal
IDR 4,2 T



Jalan Tol Betung – Jambi
IDR 371 M



Hauling Road Maintenance
IDR 2,200 M



Hauling Road
IDR 205 M

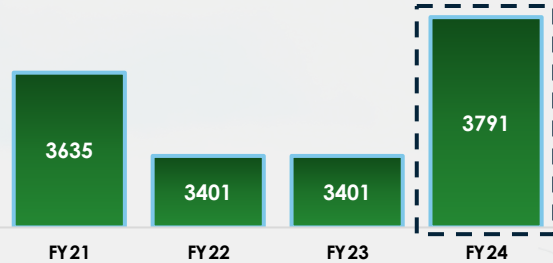
PERFORMANCE HIGHLIGHTS

Revenue Segmentation Based on Business Line


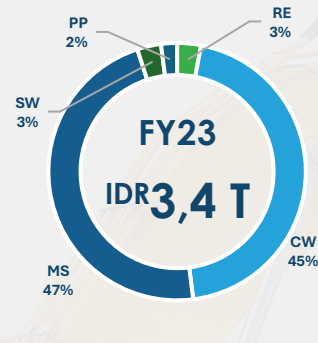
REVENUE

In bio

YoY
11%

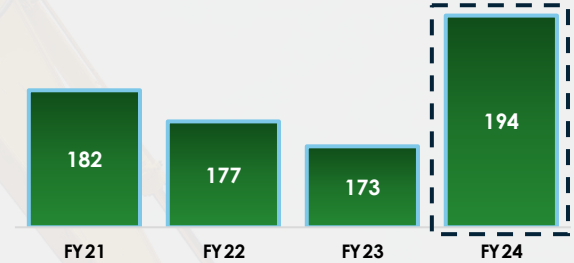


REVENUE BASED ON BUSINESS LINES

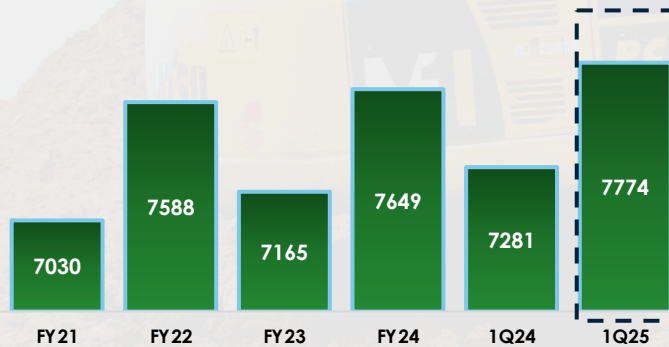


NET PROFIT

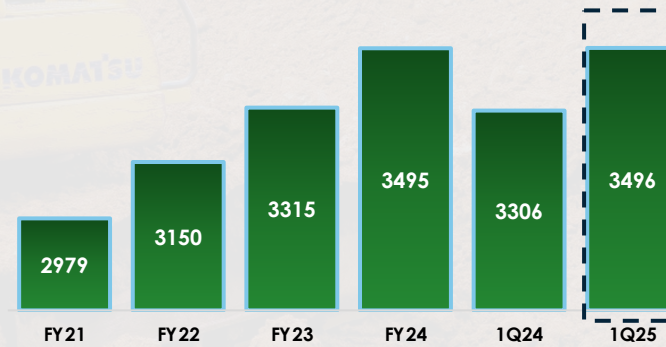
YoY
12%



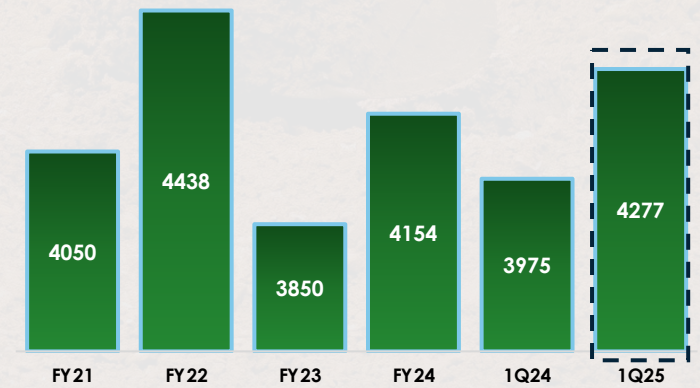
ASSET



EKUITAS



LIABILITAS



*F : Forward Looking / Projected

*MS: Mining Services, CW: Civil Work, PP: Production Plant, SW: Structure Work, RE: Rental Heavy Equipment

FINANCIAL RATIOS

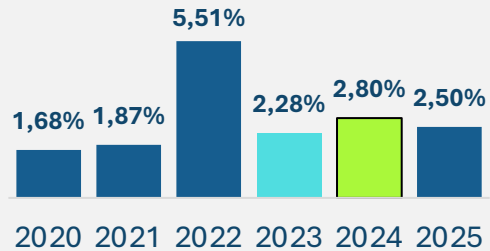
CONSOLIDATED FINANCIAL RATIOS

GROSS MARGIN			OPERATING MARGIN			NET PROFIT MARGIN			ROA			ROE			CURRENT RATIO		
Covenant			Covenant			Covenant			Covenant			Covenant			Covenant		
-			-			-			-			-			1,1 x		
YoY	2024	20,53 %	YoY	2024	17,81 %	YoY	2024	5,12 %	YoY	2024	2,54 %	YoY	2024	5,55 %	YoY	2024	1,71 x
	2023	17,45 %		2023	15,23 %		2023	5,08 %		2023	2,41 %		2023	5,21 %		2023	1,54 x
	2022	16,85 %		2022	15,33 %		2022	5,00 %		2022	2,39 %		2022	5,77 %		2022	1,29 x
DER (Interest Bearing)			DEBT / EBITDA			EBITDA / INTEREST			DSCR			CASHFLOW FROM OPERATION					
Covenant			Covenant			Covenant			Covenant			Covenant					
3 x			4 x			-			1 x								
YoY	2024	0,54 x	YoY	2024	1,49 x	YoY	2024	3,78 x	YoY	2024	2,22 x	YoY	2024	766,42		2024	
	2023	0,60 x		2023	1,94 x		2023	4,43 x		2023	1,68 x		2023	63,63		2023	
	2022	0,75 x		2022	2,23 x		2022	4,63 x		2022	1,61 x		2022	456,9		2022	

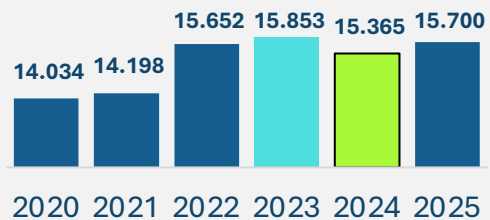
Macro Assumption

2025 Proposed State Budget

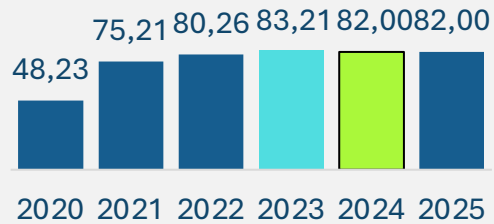
Inflation % YoY



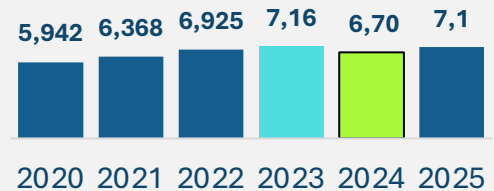
Rp/US\$



Crude Oil USD/Barrel



Indonesia Bond 10Y



Asumsi 2025

- The VAT rate is increased to 12%.
- Inflation is maintained within the range of 2%-4% to preserve purchasing power.
- Government Bond (SUN) interest rates are projected to range between 6.7%-7.5%.
- Economic growth is forecasted at 5.2%-5.7%, with an emphasis on post-pandemic economic recovery.
- The average exchange rate is expected to be in the range of IDR 15,000–IDR 15,500 per USD.

Micro Assumption

2025 Proposed State Budget

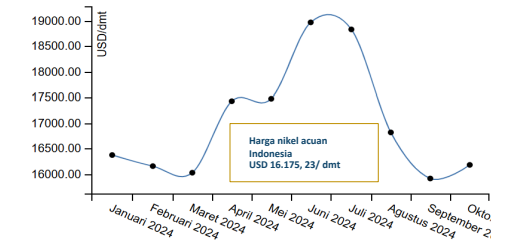
Nickel Consumption (Global)



source: Global Nickel Market Trends, WoodMackenzie, Vale Analysis -2018, MIND ID, 2019

Nickel Price

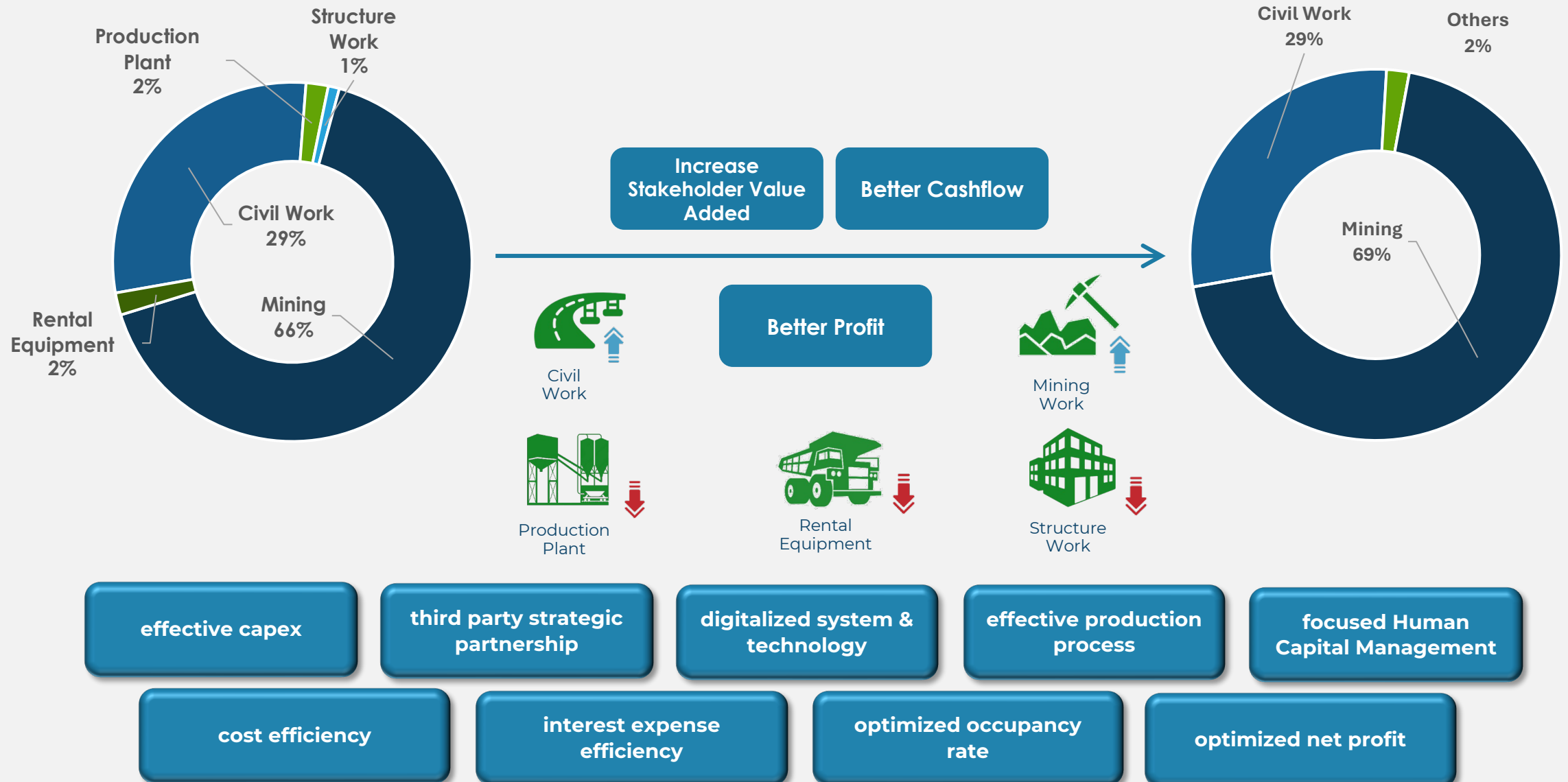
GRAFIK HARGA MINERAL ACUAN (NIKEL)



source: dataharian.esdm.go.id, 2024

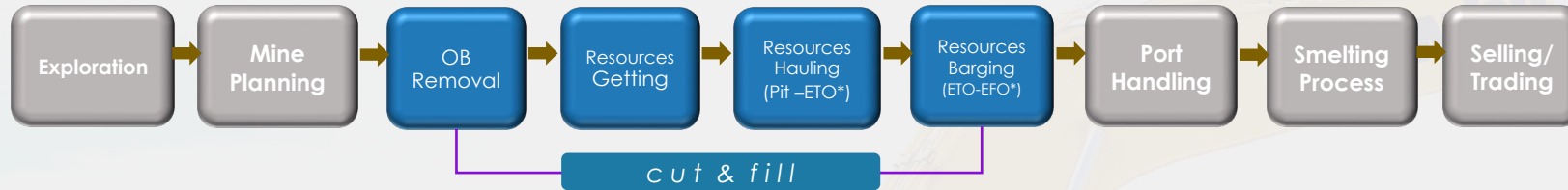
- The government targets the construction of 53 nickel smelters (44 existing, with an additional 9 planned).
- Commitment to nickel downstream processing to enhance the value of nickel commodity exports.
- Increasing nickel consumption in battery industries, particularly for electronics and electric vehicles (EVs).
- To reduce reliance on a single market, Indonesia is striving to attract investments from various countries and decrease the dominance of Chinese investment in domestic nickel projects.

STRATEGIC PLANNING & PERFORMANCE OUTLOOK



MARKET PATTERN & CHARACTERISTIC

MINING KEY ACTIVITIES AS REVENUE STREAM



Mining project characteristic



long term contract



simple cost structure



quick AR Turn Over



sustainable revenue



better profit



better cashflow

FOCUS ON MINING SERVICES



Equipment Capacity



POTENTIAL WORKS

ON MINING SERVICES

IUP Owner



Permit & exploration



Port handling



Mine plan



Smelting process



Revegetation



Smelter design



Smelter development



Output trading

Contractor



Mine plan



OB removal



Ore Getting



Ore hauling



Ore barging




Hauling road maintenance



Pit development




Stockyard development



Jetty development



Others mine infrastructure



Smelter operation



Hauling road development

Buyer



Port handling



Smelting process



Output trading



THANK YOU



<https://pp-presisi.co.id/>



@pp_presisi



Plaza PP, Lantai 7,
Jl. TB Simatupang No. 57 Pasar rebo, Jakarta Timur

