



MONTHLY NEWSLETTER 01/2021

AGUSTUS 2021



Top News

- **Perolehan Kontrak Baru 7M21**
New Contract 7M21
- **Progress Proyek Konstruksi & Jasa Pertambangan**
Construction & Mining Services Project Progress
- **Kilas Keuangan 6M21**
Financial Highlight 6M21

Corporate secretary PT PP Presisi Tbk
(62-21) 824 83255
corsec@pp-presisi.co.id

Sekilas PP Presisi

PP Presisi at Glance

PT PP Presisi Tbk (PPRE, Perseroan) merupakan perusahaan konstruksi terintegrasi terkemuka di Indonesia yang menyediakan jasa konstruksi secara terintegrasi meliputi civil work, structure work, production plant, mining dan heavy equipment rental, yang memberikan value added kepada para kepada shareholders dan stakeholders. Perseroan menerapkan business excellence, meliputi penerapan ERP-SAP, ISO 9001:2015, Management Quality, ISO 14001:2007 Environmental Management System, serta OHSAS 18001:2015 Occupational Health and Safety, Equipment & Fleet Management, Project Management, Safety, Health & Environment, dan Quick Response Unit.

PT PP Presisi Tbk (PPRE, the Company) is a leading integrated construction company in Indonesia that provides integrated construction services including civil work, structure work, production plant, mining and heavy equipment rental, which provides value added to shareholders and stakeholders. The Company implements business excellence, including the implementation of ERP-SAP, ISO 9001:2015, Quality Management, ISO 14001:2007 Environmental Management System, and OHSAS 18001:2015 Occupational Health and Safety, Equipment & Fleet Management, Project Management, Safety, Health & Environment, and Quick Response Units.

Struktur Kepemilikan Saham

Share ownership

No	Pemegang Saham	%
No	Shareholders	
1	PT. PP (Persero) Tbk	76,99%
2	Public	21,95%
3	Treasury	1.06%

Struktur Kepemilikan Saham Entitas Anak

Subsidiary's Share Ownership Structure

No	Pemegang Saham	%
No	Shareholders	
1	PT. Lancarjaya Mandiri Abadi	51%
2	PT. Presisi Sumber Anugerah	51%

Perolehan Kontrak Baru 7M21

New contact 7M21

Grafik Perolehan Kontrak Baru 7M21

New contact 7M21 Chart

(dalam Rp miliar/in billion IDR)

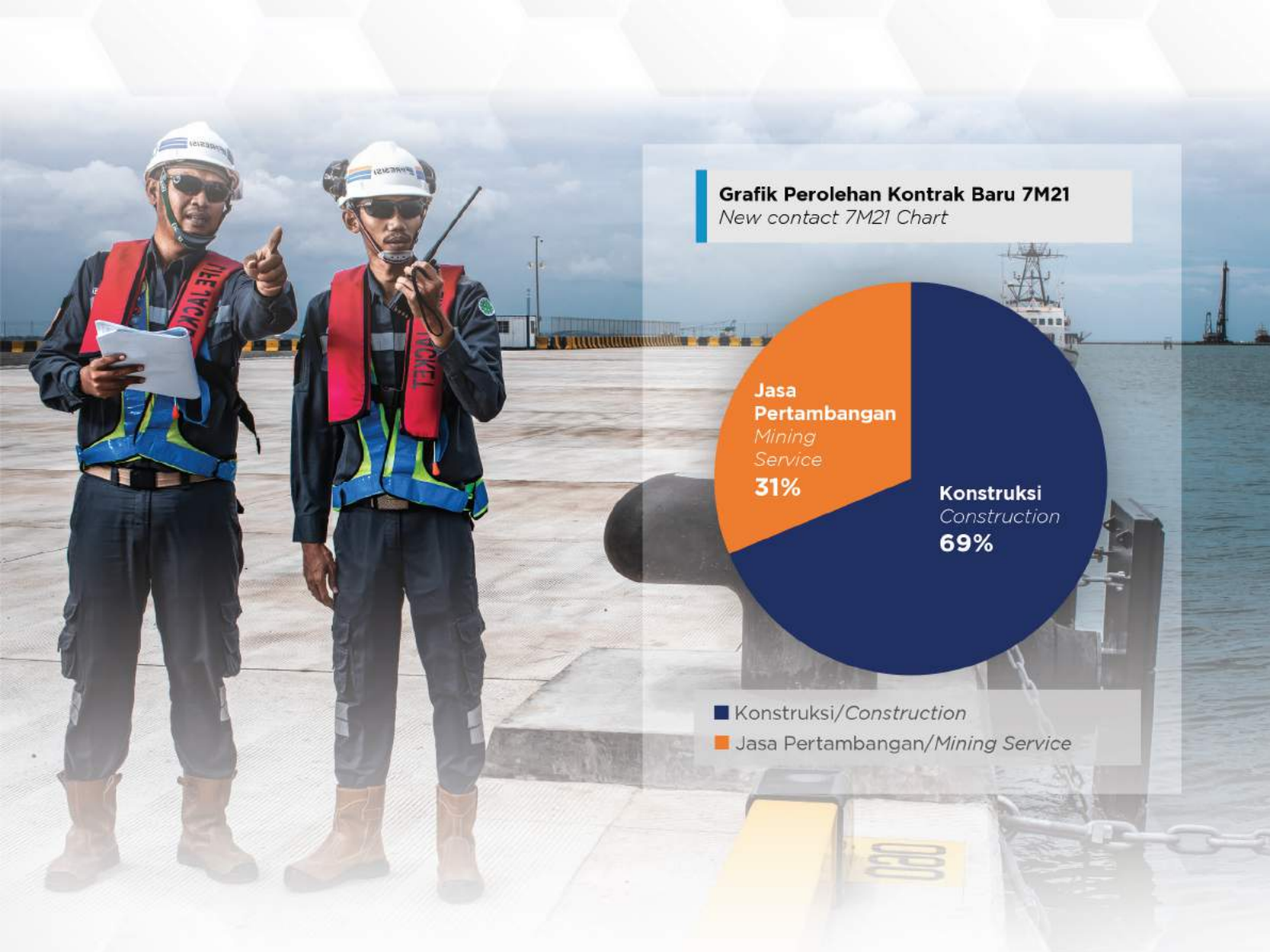


Hingga Juli 2021, pencapaian perolehan kontrak baru perseroan cukup signifikan yakni dengan total kontrak baru sebesar Rp3.387.172 atau tercapai 92% dari total RKAP 2021 sebesar Rp3.674.241 dan tumbuh 256% yoy dari pencapaian kontrak baru hingga Juli 2020 sebesar Rp1.322 triliun.

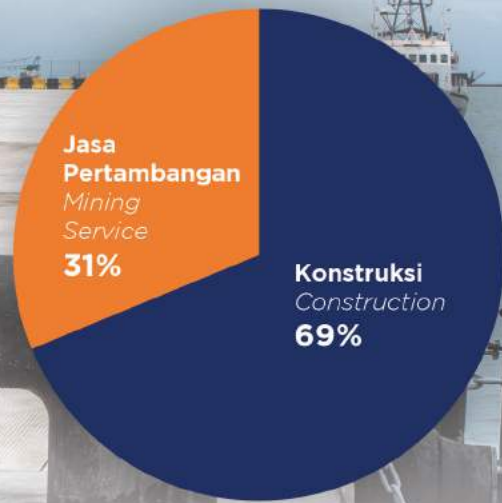
Secara komposisi per lini bisnis, kontrak baru masih didominasi dari Civil Work 60%, Mining Services 31%, Production Plant 6% dan sisanya dari Struktur Work maupun Rental Equipment. Proyek-proyek yang didapat antara lain berasal dari Proyek Jasa Tambang Hauling Road Development, Hauling Road Upgrading Biri-Biri dan Hauling Services Weda Bay Nickel (WBN - non group) Rp533.317, Tambang Morowali (HFF - non group) Rp443.416, Paved Shoulder Taxiway - Sepinggan (API - non group) Rp32.847, Pembangunan Jalan Tol Cinere Jagorawi Seksi 3 (TLKJ - non group) Rp540.025,

Until July 2021, the achievement of the company's new contract acquisition was quite significant, with a total of new contracts of IDR 3,387,172 or 92% of the total RKAP 2021 of IDR 3,674,241 and increased 256% yoy from the achievement of new contracts until July 2020 of IDR 1,322 trillion.

New contract composition per business line are still dominated by Civil Work 60%, Mining Services 31%, Production Plant 6% and the rest from Structure Work and Equipment Rental. The projects acquired include the Hauling Road Development Mining Services Project, Biri-Biri Hauling Road Upgrading and Weda Bay Nickel Hauling Services (WBN - non group) Rp 533,317, Morowali Mine (HFF - non group) Rp 443,416, Paved Shoulder Taxiway - Sepinggan (API - non group) Rp. 32,847, Construction of the Cinere Jagorawi Toll Road Section 3 (TLKJ - non group) Rp. 540,025,



Grafik Perolehan Kontrak Baru 7M21
New contact 7M21 Chart



- Konstruksi/Construction
- Jasa Pertambangan/Mining Service

Rehabilitasi Pamanukan – Palimanan (PUPR - non group) sebesar Rp 66.564 miliar, Proyek Pekerjaan Jalan KIT Batang 1.4 (PP KSO - group) sebesar Rp 39.195 miliar, serta kontribusi dari Entitas Anak PT LMA pada Proyek Pembangunan Junction Cisumdawu 1 (PP Infra 1 - group) sebesar Rp 42.072 miliar.

Pencapaian tersebut tentunya meningkatkan positioning Perseroan sebagai kontraktor jasa tambang nikel maupun main contractor pada pekerjaan civilwork. Selain itu, competitiveness perusahaan juga meningkat dengan diperolehnya pasar-pasar baru diluar group sebesar 87% dari total kontrak baru yang diperoleh hingga Juli 2021. Pencapaian kontrak baru tersebut juga merupakan upaya yang terus dilakukan Perseroan dalam melakukan diversifikasi pada jasa pertambangan dengan meningkatnya komposisi kontribusi jasa tambang pada total perolehan kontrak tambang s/d Juli 2021 yaitu Rp1.058.101 atau 31%.

Rehabilitation of Pamanukan – Palimanan (PUPR - non group) of Rp. 66,564 billion, Road Works Project KIT Batang 1.4 (PP KSO - group) of Rp 39,195 billion, and the contribution from Subsidiary PT LMA to the Cisumdawu 1 Junction Development Project (PP Infra 1 - group) of Rp 42,072 billion.

This achievement certainly improves the Company's positioning as a nickel mining service contractor and main contractor for civil work. In addition, the company's competitiveness has also increased with the acquisition of new markets outside the group by 87% of the total new contracts obtained until July 2021. The achievement of these new contracts is also an effort that the Company continues to make in diversifying mining services by increasing the mining service new contract contributions acquisition until July 2021, which is Rp1,058,101 or 31% form total new contract.

Progress Proyek Konstruksi & Jasa Pertambangan

Construction & Mining Services Project Progress

(sesuai dengan Lingkup Pekerjaan PPRE/PPRE scope of work only)

TOL INDRAPURA KISARAN - SUMATERA UTARA
Indrapura Kisaran Toll Road - North Sumatera



40,8%



PLTU TIMOR - NTT
PLTU Timor - NTT



80%

BENDUNGAN MANIKIN - NTT
Manikin Water Dam - NTT



57%



PELABUHAN PATIMBAN - SUBANG JAWA BARAT
Patimban Port - Subang, West Java



KAWASAN INDUSTRI TERPADU - BATANG JAWA TENGAH
Integrated Industrial Park - Batang, Central Java



RDMP 5 - BALIKAPAPAN
RDMP 5 - Balikpapan



BANDARA DHOHO - KEDIRI
Dhoho International Airport - Kediri



SIRKUIT INTERNASIONAL MANDALIKA - LOMBOK
International Street Race Circuit Mandalika - Lombok



BENDUNGAN WAY SEKAMPUNG - LAMPUNG
Way Sekampung Water Dam - Lampung



BENDUNGAN LAUSIMEME - SUMATERA UTARA
Lausimeme Water Dam - North Sumatera



SMELTER KOLAKA SULAWESI
Kolaka Smelter - Sulawesi



**BENDUNGAN LEUWIKERIS
TASIKMALAYA, JAWA BARAT**
Leuwikeris Water Dam
Tasikmalaya, West Java



PLTU SULUT SULAWESI UTARA
PLTU SULUT - North Sulawesi



**HAULING ROAD BAYAN
RESOURCE KALIMANTAN**
Hauling Road Development Bayan
Resources Kalimantan



**MINING DEVELOPMENT & HAULING
SERVICES WEDA BAY HALMAHERA**
Mining Development & Hauling
Services Weda Bay - Halmahera



JASA TAMBANG NIKEL MOROWALI
Nickel Mining Services - Morowali



Kilas Keuangan 6M21

Financial Highlight 6M21



Description	6M21* (Rp billion)	6M20* (Rp billion)	Inc./ (Dec.) (%)
Revenue	1,220.5	997.1	22.4%
Cost of Revenue	(1,015.1)	(789.3)	28.6%
Gross Profit	205.4	207.8	-1.2%
Share in profit of joint venture	48.8	2.9	100.0%
Operating Expenses	(27.2)	(27.6)	-1.4%
Operating Profit	227.0	183.1	24.0%
Interest Expenses	(95.2)	(97.5)	-2.4%
Others Income/(Expenses)	(29.7)	(21.3)	39.4%
Final Tax Expense	-30.8	(24.1)	27.8%
Profit before tax	71.3	40.2	77.4%
Corporate Income Tax	(3.8)	(4.8)	-20.8%
Net Profit	67.5	35.4	90.7%
Net Profit attributable to			
-Owner of the Company	35.9	18.8	91.0%
-Non controlling interest	31.6	16.6	90.4%
EBITDA	463.0	413.4	12.0%
Gross Margin (%)	16.8%	20.8%	
Operating Margin (%)	18.6%	18.4%	
Net Margin (%)	2.9%	1.9%	
EBITDA Margin (%)	37.9%	41.5%	

*unaudited

Description	30 June 2021 (Rp billion)	31 Dec 2020A (Rp billion)	Inc./ (Dec.) (%)
Cash & Cash Equivalents	278.9	271.3	2.8%
Current Assets	4,316.6	3,994.9	8.1%
Investment in joint venture	100.3	51.4	100.0%
Right-of-use assets	242.7	257.6	100.0%
Net Fixed Assets	2,194.6	2,341.2	-6.3%
Other Non Current Assets	251.0	250.9	0.0%
Total Assets	7,105.2	6,896.0	3.0%
Current Liabilities	3,191.5	3,079.4	3.6%
Debt**	2,002.9	1,955.0	2.4%
Total Liabilities	4,216.0	4,054.0	4.0%
Total Equity attributable to :	2,889.2	2,842.0	1.7%
-Owner of the Company	2,197.2	2,173.0	1.1%
-Non controlling interest	692.0	669.0	3.4%
Current Ratio (X)	1.35	1.30	
Debt to Equity (X)	0.91	0.90	
Net Debt to Equity (X)	0.78	0.77	

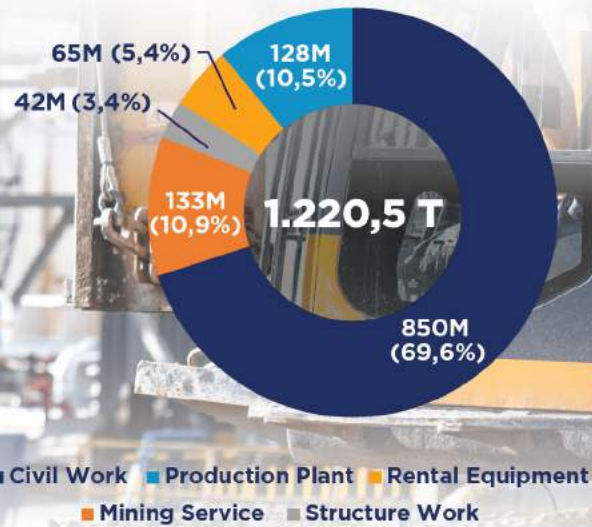
*unaudited

**interest bearing

Banyak negara, termasuk Indonesia mengalami gangguan sosial dan ekonomi akibat pandemi Covid 19, yang dimulai pada kuartal pertama 2020. Berlakunya New Normal dan kebijakan PPKM yang diatur oleh Pemerintah untuk menekan angka penyebaran virus Covid-19, menuntut penerapan protokol kesehatan secara lebih ketat di seluruh lokasi proyek untuk tetap dapat berjalan. Hingga 6M2021 PPRE membukukan total pendapatan sebesar Rp1,220 triliun meningkat 22,4% dibandingkan 6M2020. Pencapaian tersebut dikontribusi terutama oleh proyek konstruksi antara lain Proyek Sirkuit Mandalika, Patimban Port, Bendungan Manikin, dan Bandara Kediri (Entitas Anak) serta proyek jasa pertambangan yang baru didapat yaitu Weda Bay Nickel dan Jasa Pertambangan Nickel Morowali.

Many countries, including Indonesia, have experienced social and economic disruptions due to the Covid 19 pandemic, which began in the first quarter of 2020. The implementation of the New Normal and PPKM policies regulated by the Government to reduce the spread of the Covid-19 virus, requires stricter implementation of health protocols throughout the country. project site to keep it running. As of 6M2021 PPRE posted a total revenue of Rp1,220 trillion, an increase of 22.4% compared to 6M2020. This achievement was contributed mainly by construction projects including the Mandalika Circuit Project, Patimban Port, Manikin Dam, and Kediri Airport (a Subsidiary) as well as newly acquired mining service projects namely Weda Bay Nickel and Morowali Nickel Mining Services.

6M2021 Pendapatan
6M2021 Revenue
(dalam Rp miliar/in billion IDR)



Revenue

Komposisi pencapaian penjualan berasal dari lini bisnis Civil Work 69,6% dari total pendapatan Perseroan atau sebesar Rp850miliar dari total pendapatan 6M2021 dan sisanya dari lini bisnis Jasa Pertambangan 10,9% Rp133miliar, Structure Work 3,4% Rp42miliar, Production Plant 10,5% Rp128miliar, dan Heavy Equipment Rental 5,4% Rp65miliar.

EBITDA

EBITDA PP Presisi melesat sebesar Rp463 miliar pada paruh tahun 2021 ini (1H21), meningkat sebesar 12% YoY dari Rp413,4 miliar (1H20). Peningkatan EBITDA ini seiring dengan peningkatan Laba Usaha sebesar 24% YoY menjadi Rp227 miliar (1H21) dari Rp183,1 miliar (1H20).

Net Profit

Lab Bersih juga melejit sebesar 90,7% YoY dari Rp35,4 miliar (1H20) menjadi Rp67,5 miliar (1H21), sehingga mendorong peningkatan Laba Bersih Yang Diatribusikan Kepada Pemilik Entitas Induk sebesar 91% YoY, dari Rp18,8 miliar (1H20) menjadi Rp35,9 miliar (1H21).

Aset

Total Aset meningkat sebesar 3% dari Rp6,9 triliun (31 Desember 2020) menjadi Rp7,1 triliun (30 Juni 2021) seiring dengan peningkatan Aset Lancar sebesar 8,1% dari Rp3,9 triliun (31 Desember 2020) menjadi Rp4,3 triliun (30 Juni 2021). Peningkatan Aset Lancar tersebut sebagian besar merupakan peningkatan piutang usaha & tagihan bruto sebesar 9,0% dari Rp2,9 triliun (31 Desember 2020) menjadi Rp3,1 triliun (30 Juni 2021) dengan status lancar. Selain itu, terdapat peningkatan pada kas dan setara kas sebesar 3% dari Rp271 miliar (31 Desember 2020) menjadi Rp279 miliar (30 Juni 2021).

Revenue

The composition of sales achievement came from the Civil Work business line, 69,6% of the Company's total revenue or Rp. 850 billion of the total revenue of 6M2021 and the rest from Mining Service business line 10,9% Rp.133 billion, Structure Work 3,4% Rp. 42 billion, Production Plant 10,5% Rp. 128 billion, and Heavy Equipment Rental 5,4%. IDR 65 billion.

EBITDA

PP Presisi's EBITDA shot up to Rp463 billion in the first half of 2021 (1H21), an increase of 12% YoY from Rp413.4 billion (1H20). This increase in EBITDA was in line with the increase in Operating Profit by 24% YoY to Rp227 billion (1H21) from Rp183.1 billion (1H20).


Net Profit

Net Profit also skyrocketed by 90.7% YoY from Rp35.4 billion (1H20) to Rp67.5 billion (1H21), thus driving the increase in Net Profit Attributable to Owners of the Parent Entity by 91% YoY, from Rp18.8 billion (1H20) to Rp35.9 billion (1H21).

Assets

Total Assets increased by 3% from IDR 6.9 trillion (31 December 2020) to IDR 7.1 trillion (30 June 2021) in line with an 8.1% increase in Current Assets from IDR 3.9 trillion (31 December 2020) to IDR 4.3 trillion (30 June 2021). The increase in Current Assets was largely an increase in trade receivables & gross receivables by 9.0% from Rp. 2.9 trillion (December 31, 2020) to Rp. 3.1 trillion (June 30, 2021) with current status. In addition, there was an increase in cash and cash equivalents by 3% from Rp271 billion (31 December 2020) to Rp279 billion (30 June 2021).

Rasio Keuangan Financial Ratio



CAPEX

Debt meningkat tipis dari Rp1,9 triliun menjadi Rp2,0 triliun seiring dengan kebutuhan Perseroan untuk meningkatkan capex dan pembiayaan pembelian alat berat yang digunakan untuk mendukung pertumbuhan perolehan proyek baru. Sementara itu, Ekuitas Yang Diatribusikan Kepada Pemilik Entitas Induk meningkat sebesar 1,1% dari Rp2,1 triliun (31 Desember 2020) menjadi Rp2,2 triliun (30 Juni 2021).

Rasio Keuangan

Adanya peningkatan kinerja operasional & keuangan, rasio keuangan PP Presisi juga mengalami peningkatan, antara lain rasio lancar meningkat dari 1,30X menjadi 1,35X. Rasio net debt to equity dapat dipertahankan di kisaran 0,8X sehingga membuka ruang yang sangat luas bagi PPRE untuk melakukan leveraging. Pencapaian kinerja tersebut merupakan salah satu hasil dari strategi diversifikasi Perseroan pada jasa tambang dimana melalui strategi tersebut Perseroan dapat memperbaiki struktur keuangan menjadi lebih baik

Laporan Tahunan

Pada bulan Mei 2021, Perseroan menerbitkan Laporan Tahunan untuk tahun 2020 yang membahas tentang kinerja Perseroan untuk tahun 2020 dan target serta strateginya untuk tahun 2021 yang dapat diunduh pada website Perseroan : <https://www.pp-presisi.co.id/report>.

CAPEX

Debt increased slightly from Rp1.9 trillion to Rp2.0 trillion in line with the Company's need to increase capex and finance the purchase of heavy equipment used to support the growth of new project acquisitions. Meanwhile, Equity Attributed to Owners of the Parent Entity increased by 1.1% from Rp2.1 trillion (31 December 2020) to Rp2.2 trillion (30 June 2021).

Financial Ratio

With an increase in operational & financial performance, PP Presisi's financial ratios also experienced an increase, including the current ratio increasing from 1.30X to 1.35X. The net debt to equity ratio can be maintained in the range of 0.8X, thus opening a very wide space for PPRE to leverage. This performance achievement is one of the results of the Company's diversification strategy in mining services where through this strategy the Company can improve its financial structure for the better.

Annual Report

In May 2021, the Company published an Annual Report for 2020 which discusses the Company's performance for 2020 and its targets and strategies for 2021 which can be downloaded on the Company's website: <https://www.pp-presisi.co.id/report>.